

BS08

# AI Voice Center Control

## User Manual



Please read this manual carefully before use

# 1 Product Features

- The industry's first AI voice center control, cutting-edge voice control technology

## ➤ The industry's first AI voice center control

The industry's first AI intelligent voice center control system, immediate respond, enjoying intelligent and convenient services through hands-free operation.

## ➤ Response and link in seconds

Adopt the latest Bluetooth 5.0 technology, no installation required, with a response speed of up to 0.1 second, achieving fast and stable connections wirelessly between devices without networking, ensuring communication security and privacy.

## ➤ Every strike brings enjoyment

The buttons are made of high-strength ABS material and processed with fine spray painting technology. Combined with the precise feedback of mechanical buttons and the special clear strike sound of blue switches, bringing you an unparalleled usage experience.

## ➤ Perfect combination of craft and aesthetics

The product adopts a high-end sky gray color scheme and aluminum alloy material, treated with fine sandblasting and oxidation technology. The transparent acrylic design at the bottom is conducive to the delicate display of the internal gold-plated edge FR-4 black aged gold circuit board, highlighting its excellent crafts and quality.

## ➤ Take the lead in achieving devices collaborative operation

As the industry's first intelligent AI voice center control, BS08 enables AiXun's soldering stations, hot air rework stations, and power supplies to communicate and collaborate with each other, creating an efficient and flexible work mode.

## ➤ Massive built-in entries

Over 500 professional entries come with system, continuous expansion through system upgrade, meeting the needs of global users.

## ➤ Ready for order around the clock

2000mAh high-capacity 3.7V polymer lithium battery ensures up to 12 hours ultra long endurance under continuous working, meeting the needs of all-day use.

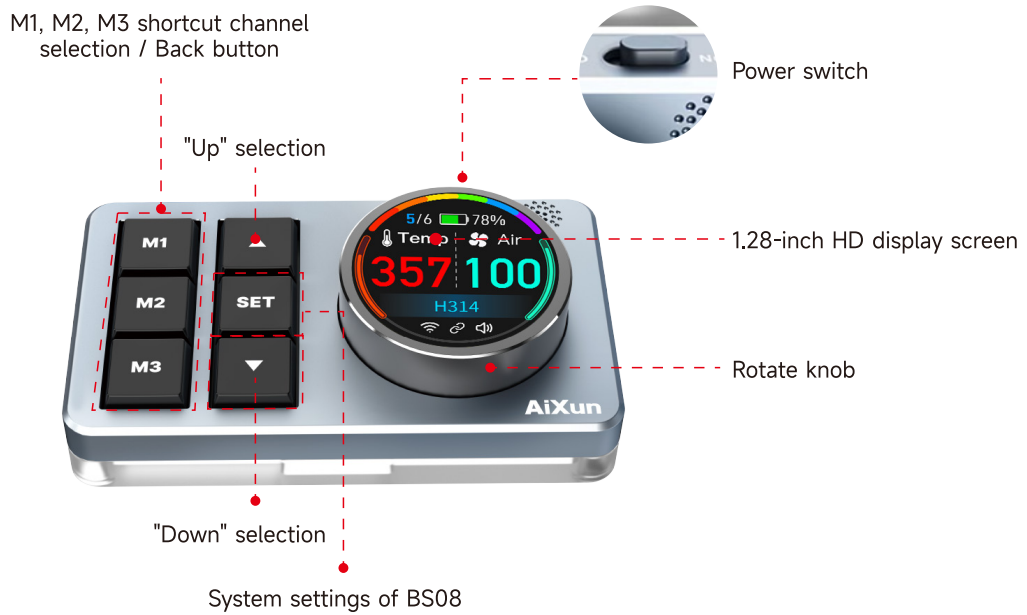
## ➤ Ergonomic smart knob display

The perfect combination of precision aluminum alloy frame and 1.28-inch HD LCD screen synchronously displays the status of the device, equipped with 360° knob control display and unique ergonomic design, leading the new trend of high-end human-machine interaction.

## ➤ Support upgrade via OTA networking

Support upgrade through networking, which can easily achieve software iteration, function upgrade and real-time update of voice packet. At present, in addition to the Chinese interface, we also offer English option, and it will support more language options such as Russian to meet the needs of global users.

## 2 Structure Introduction



## Product accessories



BS08 Host



Double-end Type-C cable



User manual card



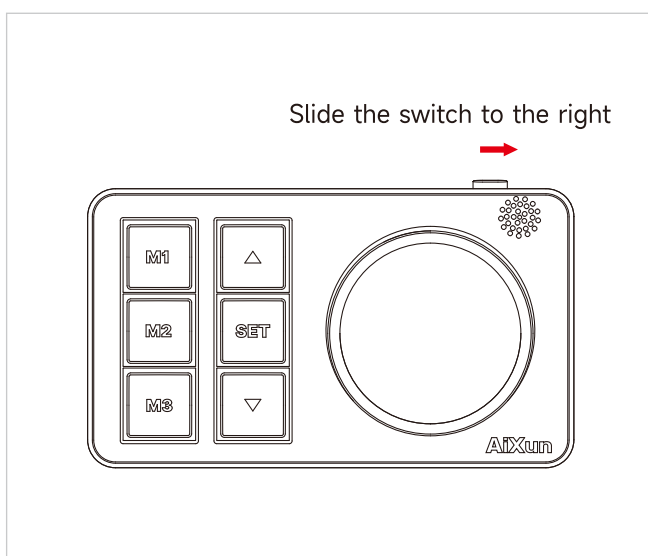
Certificate

## 3 Product Parameters


Product name: AI Voice Center Control	Model: BS08
Display type: 1.28-inch LCD knob display	Max input power: 10W
Communication: Type-C/2.4G Bluetooth	Input voltage: 5V
Buttons: Plastic mechanical button	Voice mode: Offline voice packet -500 entries
Battery: Polymer lithium battery 3.7v 2000mAh	Host dimensions: 122×73×35mm
Material: Aluminum alloy + plastic	Net weight: 0.227kg

## 4 Product Operation

- Built-in 2000mAh high-capacity 3.7V polymer lithium battery ensures up to 12 hours ultra long endurance under normal working conditions, meeting the needs of all-day use.



- Slide the power switch of BS08 to the right



- You can say "Hello Aisha" to activate the AI voice center control



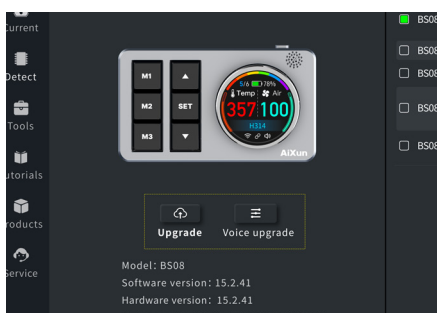
➤ Connect the needed devices according to the voice remind, such as: connect soldering station, connect power, etc.

➤ Continuous update on massive professional entries.

## 5 Connect to Platform for Upgrading

➤ Connect the "USB" end to the computer with a Type-C cable, and then connect to the "C port" of BS08, open the "AiXun Assistant" platform to upgrade software. After connecting successfully, select "Upgrade" software version and "Voice" packet upgrade.

AiXun Assistant download address: [www.aixun.com](http://www.aixun.com)

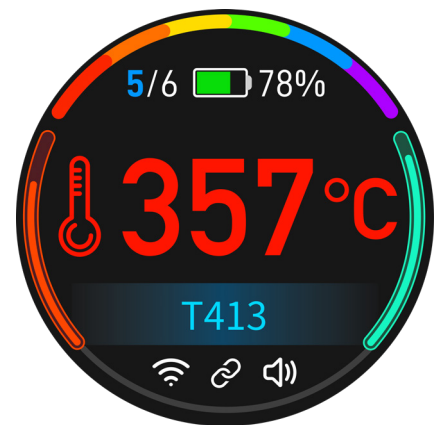


## 6 System Settings

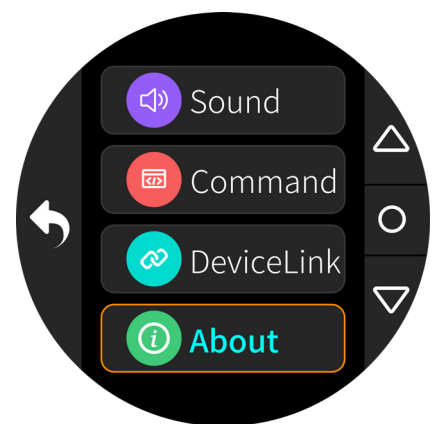
- Long press the "SET" button to enter the system settings interface; Press "Up" and "Down" buttons or rotate "display" screen to select functions among [Bluetooth], [Language], [Standby], [Broadcast], [Sound], [Command], [DeviceLink] and [About].



- Press "SET" button to switch the control status of knob display (Status 1: rotate "screen" or press "buttons" to adjust temperature and other parameters; Status 2: rotate "screen" or press "buttons" to switch among devices to be controlled)



- Click any button of "M1/M2/M3" to back to the last interface



## **7** After-Sales Service

### ● Warranty regulations:

- The product is guaranteed for one year from the date of purchase (subject to the purchase certificate).

---

- The warranty service is only valid under normal use. Any man-made damage, such as the use of inappropriate accessories, failure to use in accordance with the instructions, damage caused by non official maintenance, wrong use or negligence, the warranty service will be invalid immediately.

---

- The company has the final right to interpret the above regulations for users who do not comply with the above regulations.

---

Phone: (+86) 400-875-9688

Website: [www.aixun.com](http://www.aixun.com)

Address: Room 402, 4th Floor, Building 2,  
IOT Industrial Park, 4012 Wuhe Blvd, Bantian  
Street, Longgang District, Shenzhen

